








Product Sheet

Part Number: CTSEF 10 R



Family	CLASS insert series
Version	with terminal block, spring terminal connection
Series	CTSE
Product type	with female contacts
Type	right side mounting
Model	female insert
Reference standard	EN 61984 (2001-11)
Contact type	silver plated
No. of poles	10 poles + 
Voltage (V)	500V
Current (A)	16A (A.C./D.C.)
Wire section	0,14mm ² - 2,5mm ²
Awg size	26 - 14
Quality mark	    

The information and the dimensions contained are not binding and may be changed without prior notice.
The drawing's dimensions are in mm.

IP degree of protection	degree of protection IP20 without enclosure, IP65, IP66, IP67 (EN 60529) and IP69K (DIN 40050 - 9) with enclosure
Fixing centre distance	size "57.27" only bulkhead mounted housing
Impulse withstand voltage	6kV
Pollution degree	3

Notes



CTSEF/M 10 L/R inserts

- characteristics according to EN 61984:
16A 500V 6kV 3 (CTE - CTSE)
16A 400/690V 6kV 2 (CTSE)
- can be mated with CNE, CCE, CCS, CSE, CSH inserts
- inserts may be fitted from front of enclosure
- UL, CSA, CCC, GL, GOST certified (CTSE)
- rated voltage according to UL/CSA: 600V
- insulation resistance: > 10 GOhm
- ambient temperature limit: -40 °C ... +125 °C
- are made of self-extinguishing thermoplastic resin UL 94 V0
- mechanical life: > 500 cycles
- contact resistance: < 4 mOhm
- enclosures (only bulkhead mounted housing): size 57.27:
C-TYPE IP65/IP66
C7 IP67 stainless steel lever
V-TYPE IP65/IP66 stainless steel lever
T-TYPE IP65 insulating
JEI zinc-plated steel lever
BIG hoods
W-TYPE aggressive environments
EMC

The information and the dimensions contained are not binding and may be changed without prior notice.
The drawing's dimensions are in mm.